



湖南商务职业技术学院
Hunan Vocational College of Commerce

61

2019

2020

| | |
|--|----|
| 一、调研目的..... | 1 |
| 二、调研对象..... | 1 |
| （一）企业..... | 1 |
| （二）在校生..... | 2 |
| （三）毕业生..... | 2 |
| 三、调研方式..... | 2 |
| 四、调研实施情况..... | 2 |
| 五、调研内容..... | 3 |
| （一）企业调研内容..... | 3 |
| （二）在校生调研内容..... | 4 |
| （三）毕业生调研内容..... | 5 |
| 六、调研数据分析..... | 5 |
| （一）企业调研数据分析..... | 5 |
| （二）在校生调研结果分析..... | 17 |
| （三）毕业生调研结果分析..... | 18 |
| 七、调研结论及对策建议..... | 21 |
| （一）调研结论..... | 21 |
| （二）对策建议..... | 23 |
| 附件 1（企业）：2019 年高职市场营销专业人才需求调研问卷..... | 26 |
| 附件 2（在校生）：湖南商务职业技术学院市场营销专业在校学生调查问卷..... | 31 |
| 附件 3（毕业学生）：湖南商务职业技术学院市场营销专业毕业生跟踪调查问卷..... | 35 |
| 附件 4（毕业生所在企业）：湖南商务职业技术学院市场营销专业毕业生跟踪调查问卷..... | 38 |

2020

1.

2018 254

2013

2014

2015

2016

1. 2019 6

2. 2019 6

3. 2019 6

4. 2019 7

5. 2019 7

6. 2019 8

9

7. 2019 8

5

8. 2019 8

9. 2019 9

1.

2.

1-3

3.

4.

5.

?

6.

?

7.

8.

9.

?

10.

1.

2

1

2

1.

1

100

44. 44% 100- 200

11. 11% 300- 400

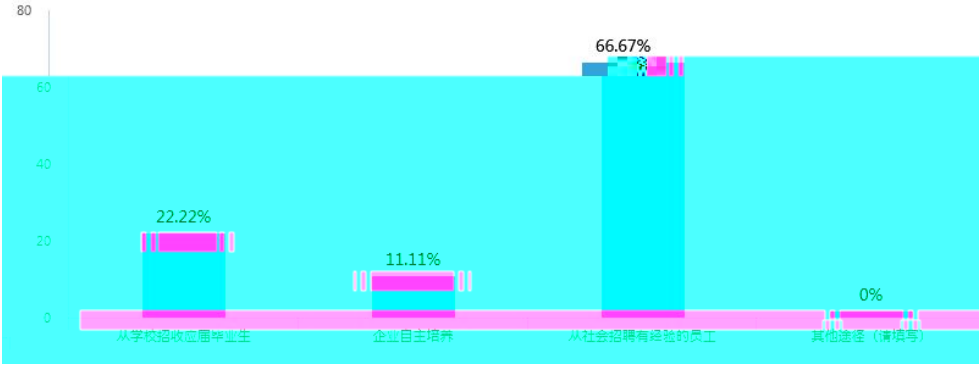
22. 22% 600

22. 22%

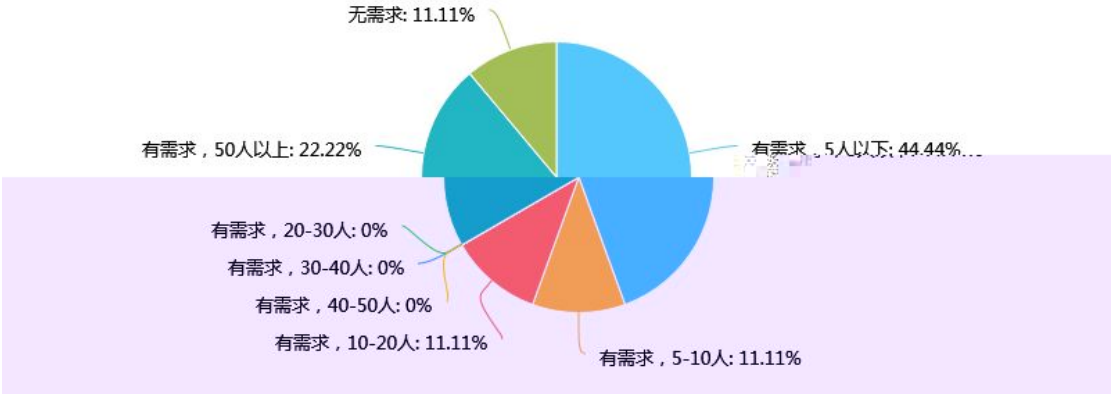
30

30

22.22%



3



4

2

1 1

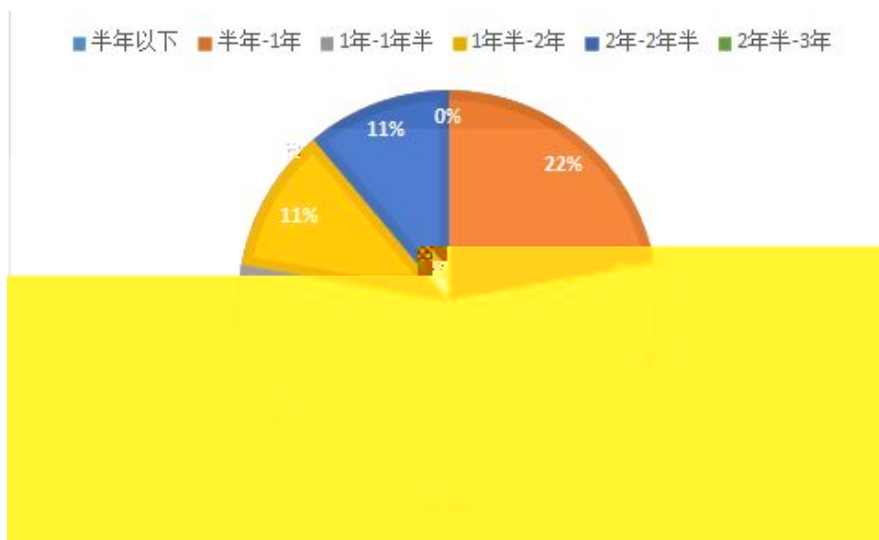
3000- 5000

66.66%

1 -1

56% 22%

2



5

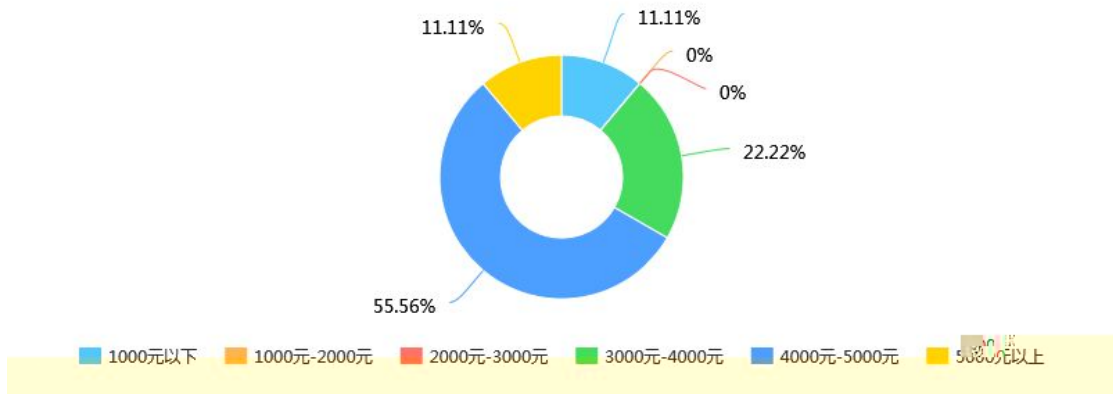
55. 56%

4000- 5000

77. 78%

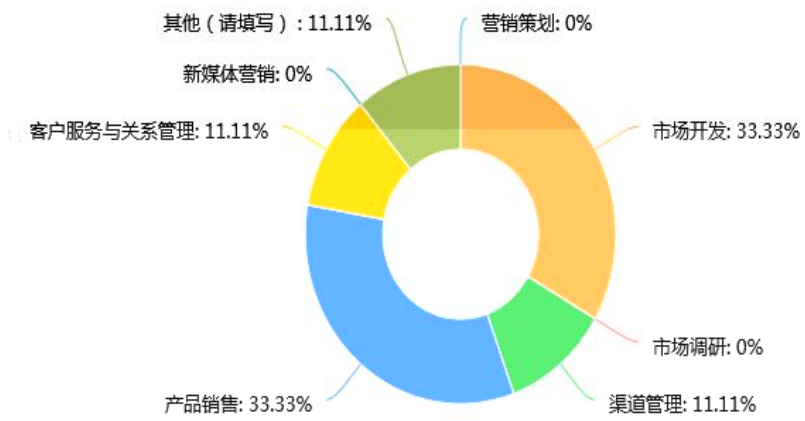
3000- 5000

6



6

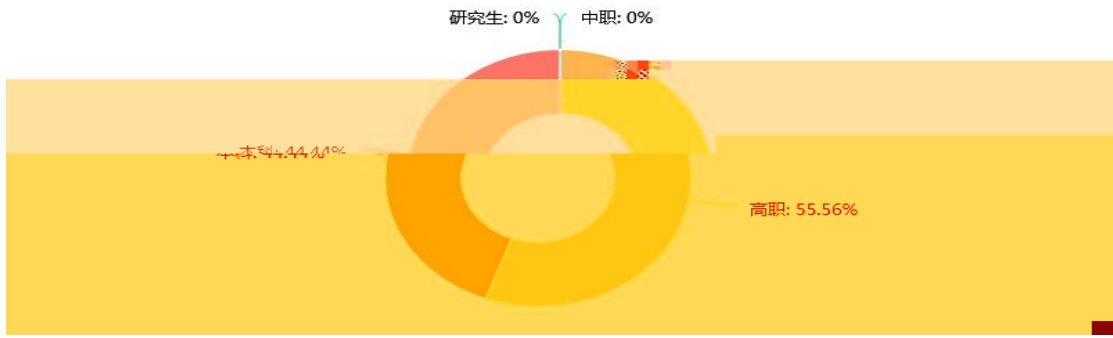
3



7

55.56%

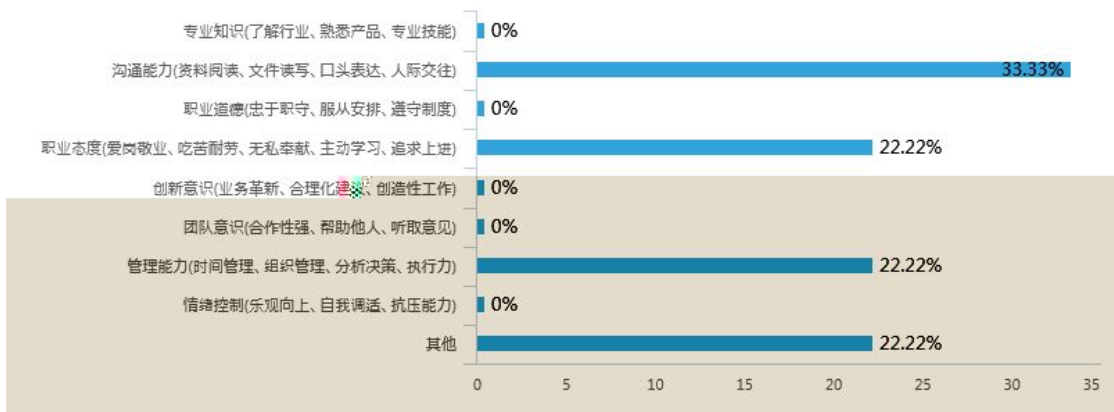
44.44%



8

4

() 33.33% ()
) 22.22% ()
) 22.22% ()
) 22.22%



9

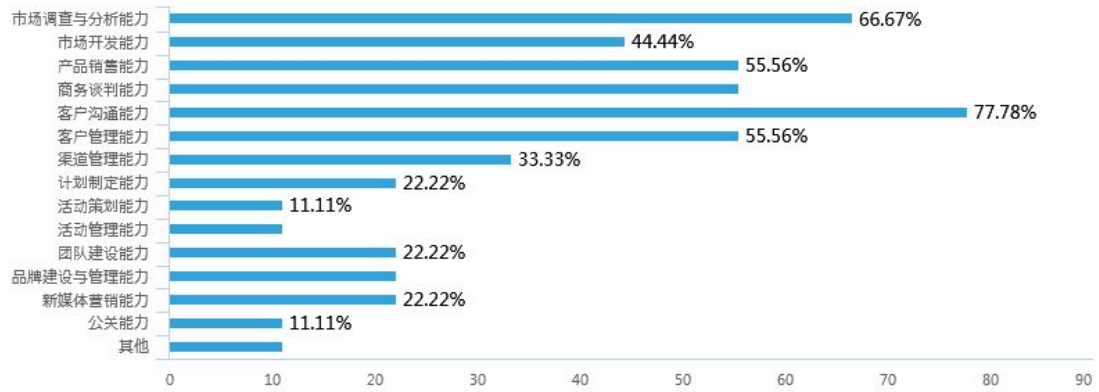
5

77.78%

66.67%

55.56%

44.44%




10

6

11.11%

44.44% 33.33%



11

7

77.78%

66.67%

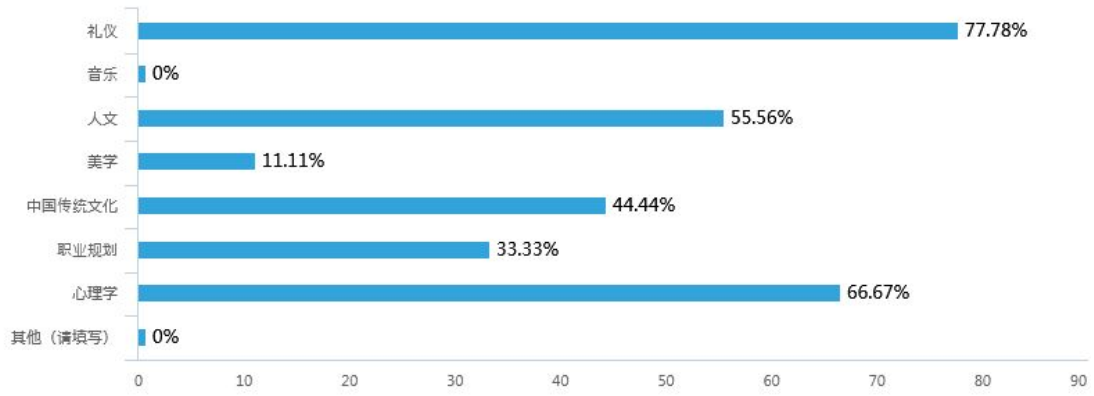
55.56%

44.44%

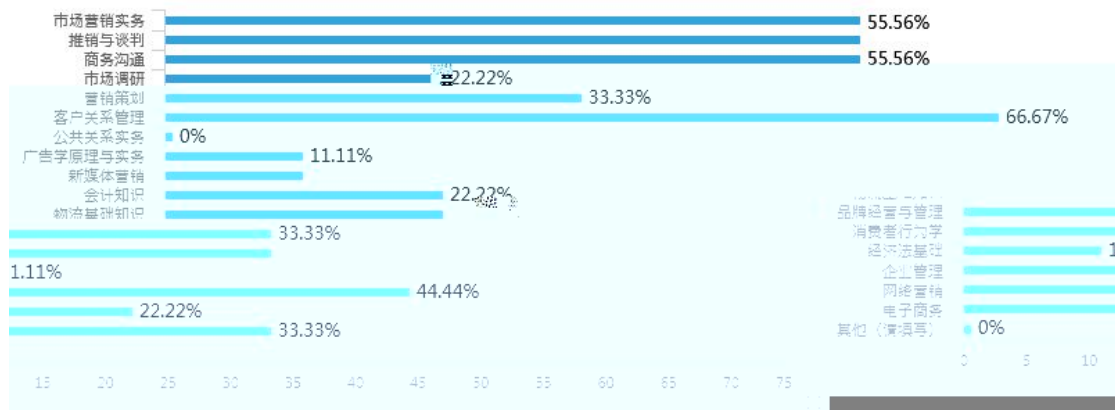
66.67%

55.56%

33.33%



11



12


8

13

44.44%

33.33%

22.22%



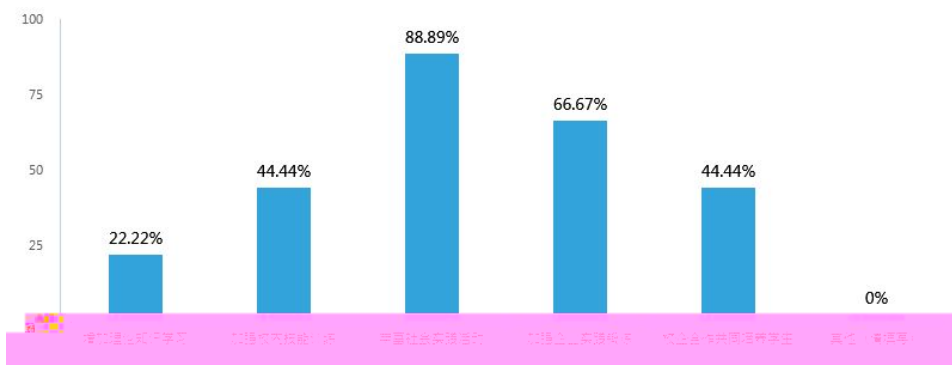
13

9

66.67%

88.89%

44.44%



14

10 v w x y x z { | } ~ x € , f

77.78%

66.67%

55.56%

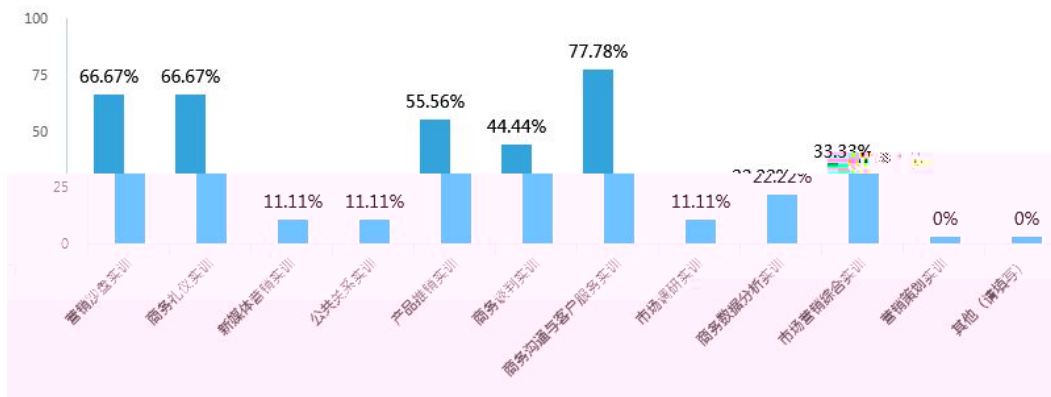
44.44%

88.89%

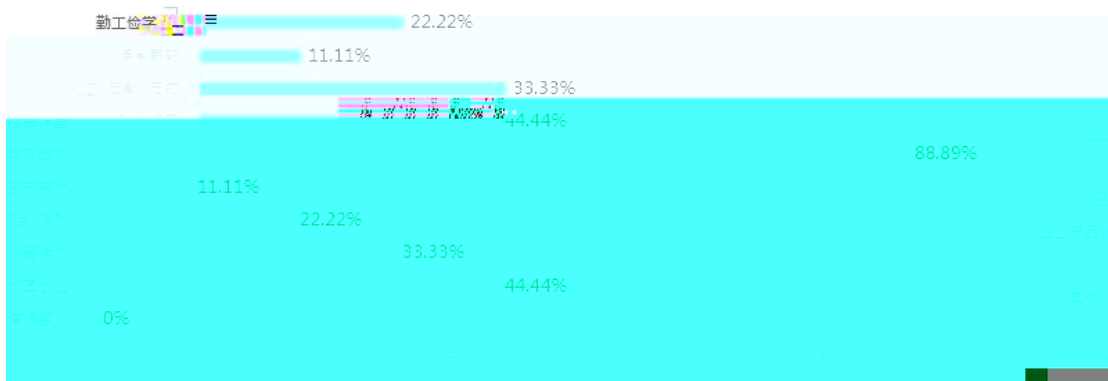
44.44%

33.33%

15 16



15



16

11 , ... † ‡

(

) "

" 55.56%

11.11%

"

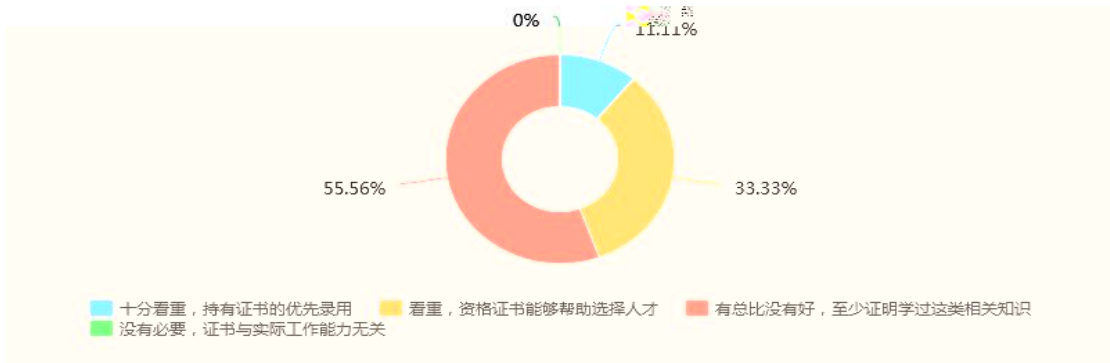
" 44.44%

"

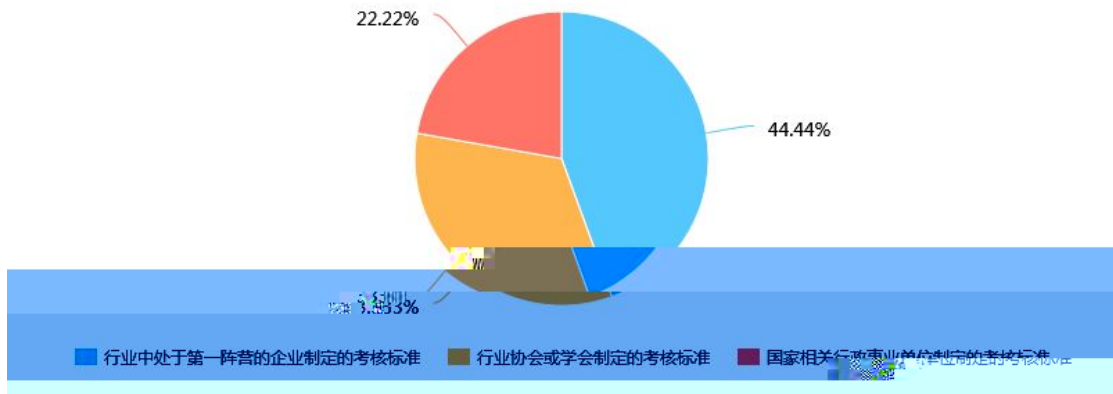
"

" 1+X"

17 18



17



18

12 ^ %\$

55.56%

"

"

"

" 33.33%

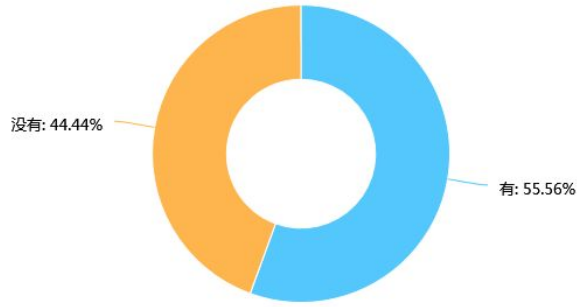
11.11%

"

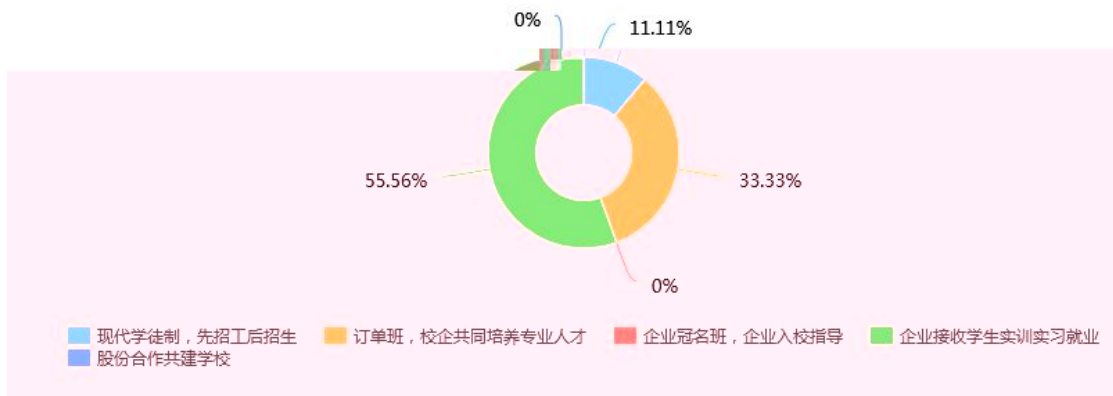
"

19

20



19



20

2018

86%

20%

2018

2018

1.

1 <

2 € ,

2000 /

4500 /

2800 /

20000

/ 73.13%

3000

/ -5000 /

8.96%

15%

3 ' Š ' " "

1

32.53%

17.11%

2

1 • ^ - —

194

86.08%

83.51%

83.51%

64.43%

2 ~ TM

"

"

3

1.

1 1

3000-5000

2.

3.

4.

5. 2018

6.

7.

5

8.

9. 2016

1.

2.

3.

4.

5.

6.

7.

8.

1

2019

*

*

*

*

*

"

"

*

*


*

*

*

*

| | | |
|--|--|---|
| | | ? |
|--|--|---|



一、你目前就业企业的基本情况

二、主体问卷

请填写哪一年毕业

字。

请在括号内填具体数

| | | |
|--|--|---|
| | | ? |
|--|--|---|

一、基本情况

二、主体问卷

| | | |
|--|--|---|
| | | ? |
|--|--|---|
